

2011 Census reveals The Entrance has the lowest disposable income in Wyong Shire and that 63.3% of dwellings are rented

It shows that The Entrance (3873 people) \$699 is on a par with Lakehaven (3,396 people) \$698 while at Canton Beach (1076 people) is \$519. I do not know how the residents at Canton Beach survive.

Of occupied private dwellings in The Entrance (State Suburbs), 24.5% were owned outright, 8.3% were owned with a mortgage and 63.3% were rented. In The Entrance (State Suburbs), the median weekly rent was \$260. For 36.6% of households, their rent was more than 30.0% of their income.

Of occupied private dwellings in Lake Haven (State Suburbs), 36.4% were owned outright, 24.4% were owned with a mortgage and 31.3% were rented. In Lake Haven (State Suburbs), the median weekly rent was \$220. For 14.1% of households, their rent was more than 30.0% of their income.

Of occupied private dwellings in Canton Beach (State Suburbs), 56.2% were owned outright, 8.3% were owned with a mortgage and 27.4% were rented. In Canton Beach (State Suburbs), the median weekly rent was \$230. For 14.7% of households, their rent was more than 30.0% of their income.

There are twice as many renters in The Entrance as Lakehaven paying \$40 more per week. These families must be worse off than Lake Haven.

2011 Census QuickStats

All people - usual residents



Australia | New South Wales | State Suburbs

The Entrance North

Code SSC12256 (SSC)

	People	1,392
	Male	709
	Female	683
	Median age	37
	Families	379
	Average children per family	1.7
	All private dwellings	930
	Average people per household	2.3
	Median weekly household income	\$893
	Median monthly mortgage repayments	\$2,000
	Median weekly rent	\$280
	Average motor vehicles per dwelling	1.5



2011 Census QuickStats

All people - usual residents

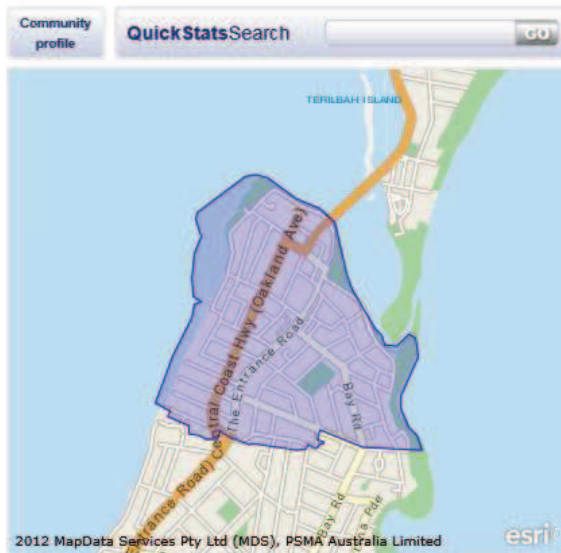


Australia | New South Wales | State Suburbs

The Entrance

Code SSC12255 (SSC)

	People	3,873
	Male	1,860
	Female	2,013
	Median age	42
	Families	930
	Average children per family	1.7
	All private dwellings	3,104
	Average people per household	2
	Median weekly household income	\$699
	Median monthly mortgage repayments	\$1,673
	Median weekly rent	\$260
	Average motor vehicles per dwelling	1.2



2011 Census QuickStats

All people - usual residents



Australia | New South Wales | State Suburbs

Long Jetty

Code SSC11404 (SSC)

	People	5,797
	Male	2,747
	Female	3,050
	Median age	42
	Families	1,519
	Average children per family	1.8
	All private dwellings	3,127
	Average people per household	2.2
	Median weekly household income	\$735
	Median monthly mortgage repayments	\$1,740
	Median weekly rent	\$250
	Average motor vehicles per dwelling	1.3



2011 Census QuickStats

All people - usual residents



Australia | New South Wales | State Suburbs

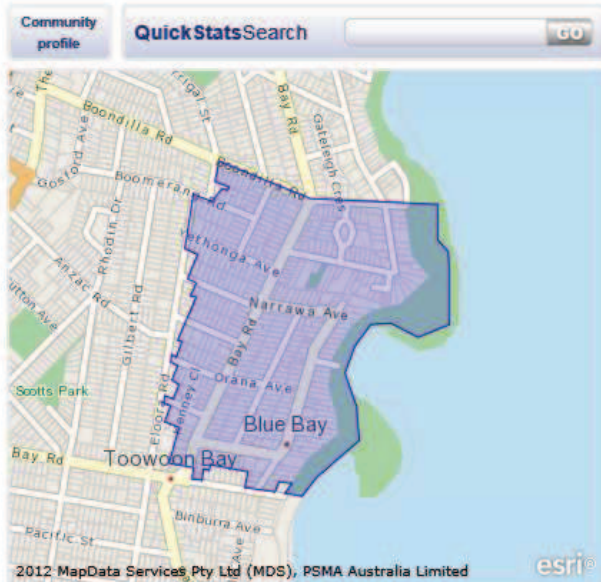
Blue Bay

Code SSC10251 (SSC)

People	1,025
Male	469
Female	556
Median age	43

Families	286
Average children per family	1.7

All private dwellings	642
Average people per household	2.2
Median weekly household income	\$837
Median monthly mortgage repayments	\$1,473
Median weekly rent	\$270
Average motor vehicles per dwelling	1.4



2011 Census QuickStats

All people - usual residents



Australia | New South Wales | State Suburbs

Toowoon Bay

Code SSC12296 (SSC)

People	548
Male	261
Female	287
Median age	52

Families	150
Average children per family	1.4

All private dwellings	430
Average people per household	1.9
Median weekly household income	\$804
Median monthly mortgage repayments	\$2,084
Median weekly rent	\$240
Average motor vehicles per dwelling	1.3



2011 Census QuickStats

All people - usual residents



Australia | New South Wales | State Suburbs

Shelly Beach (NSW)

Code SSC12073 (SSC)

People	1,266
Male	644
Female	622
Median age	47

Families	352
Average children per family	1.9

All private dwellings	566
Average people per household	2.5
Median weekly household income	\$974
Median monthly mortgage repayments	\$2,000
Median weekly rent	\$300
Average motor vehicles per dwelling	1.7



2011 Census QuickStats

All people - usual residents



Australia | New South Wales | State Suburbs

Toukley

Code SSC12300 (SSC)

People	4,139
Male	1,993
Female	2,146
Median age	47
Families	1,075
Average children per family	1.7
All private dwellings	2,194
Average people per household	2.1
Median weekly household income	\$710
Median monthly mortgage repayments	\$1,554
Median weekly rent	\$240
Average motor vehicles per dwelling	1.3

2011 Census QuickStats

All people - usual residents



Australia | New South Wales | State Suburbs

Norah Head

Code SSC11730 (SSC)

People	1,086
Male	527
Female	559
Median age	49
Families	303
Average children per family	1.8
All private dwellings	516
Average people per household	2.6
Median weekly household income	\$1,062
Median monthly mortgage repayments	\$2,000
Median weekly rent	\$230
Average motor vehicles per dwelling	1.9

2011 Census QuickStats

All people - usual residents

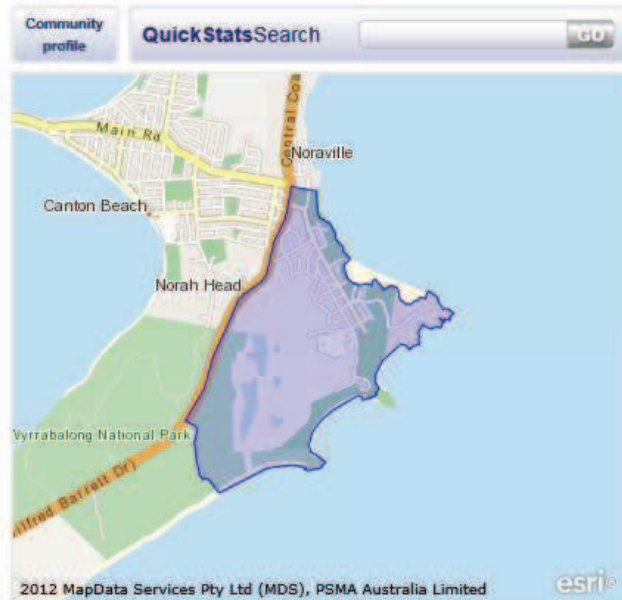


Australia | New South Wales | State Suburbs

Canton Beach

Code SSC10457 (SSC)

People	1,076
Male	505
Female	571
Median age	61
Families	269
Average children per family	1.7
All private dwellings	685
Average people per household	1.8
Median weekly household income	\$519
Median monthly mortgage repayments	\$1,300
Median weekly rent	\$230
Average motor vehicles per dwelling	1



2011 Census QuickStats

All people - usual residents



Australia | New South Wales | State Suburbs

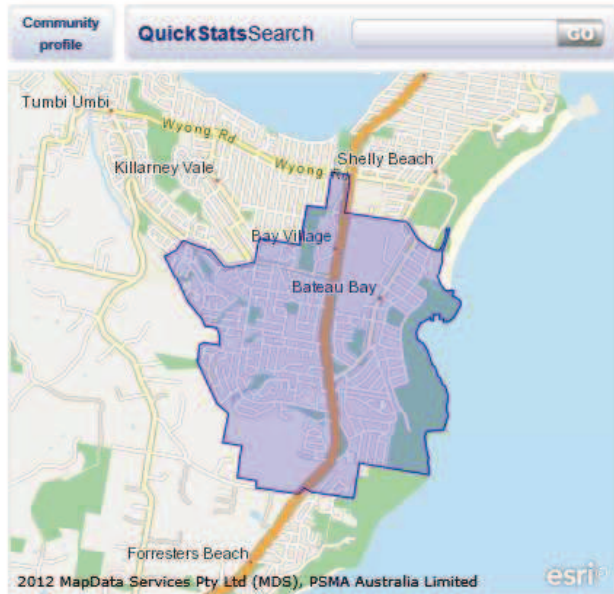
Bateau Bay

Code SSC10130 (SSC)

People	11,759
Male	5,445
Female	6,314
Median age	44

Families	3,178
Average children per family	1.8

All private dwellings	5,097
Average people per household	2.4
Median weekly household income	\$938
Median monthly mortgage repayments	\$1,800
Median weekly rent	\$270
Average motor vehicles per dwelling	1.6



2011 Census QuickStats

All people - usual residents



Australia | New South Wales | State Suburbs

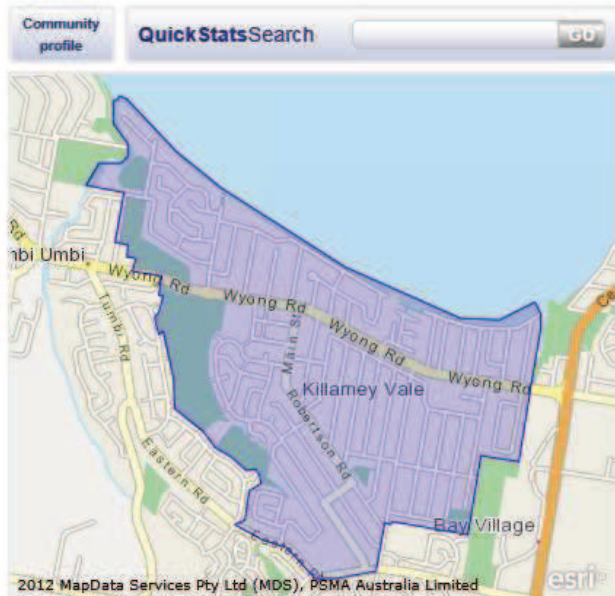
Killarney Vale

Code SSC11246 (SSC)

People	6,952
Male	3,293
Female	3,659
Median age	38

Families	1,918
Average children per family	1.8

All private dwellings	2,846
Average people per household	2.6
Median weekly household income	\$948
Median monthly mortgage repayments	\$1,733
Median weekly rent	\$270
Average motor vehicles per dwelling	1.6



2011 Census QuickStats

All people - usual residents



Australia | New South Wales | Statistical Area Level 2

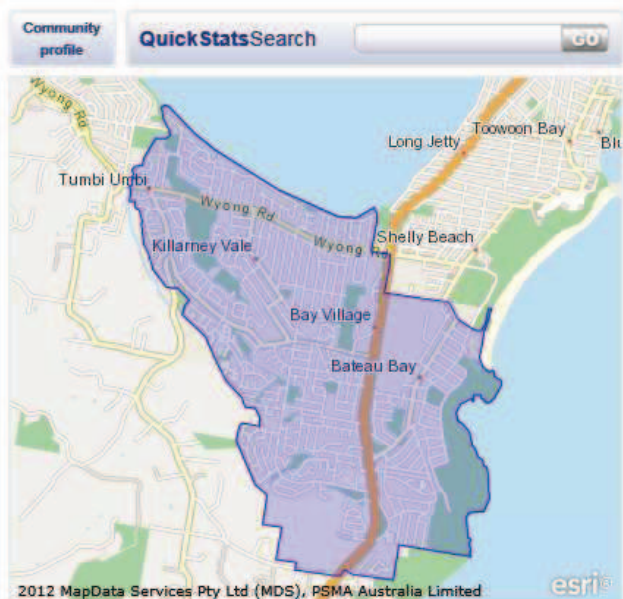
Bateau Bay - Killarney Vale

Code 102021044 (SA2)

People	21,380
Male	10,013
Female	11,367
Median age	41

Families	5,859
Average children per family	1.9

All private dwellings	8,997
Average people per household	2.5
Median weekly household income	\$954
Median monthly mortgage repayments	\$1,766
Median weekly rent	\$270
Average motor vehicles per dwelling	1.6



2011 Census QuickStats

All people - usual residents



Australia | New South Wales | State Suburbs

Gorokan

Code SSC11000 (SSC)



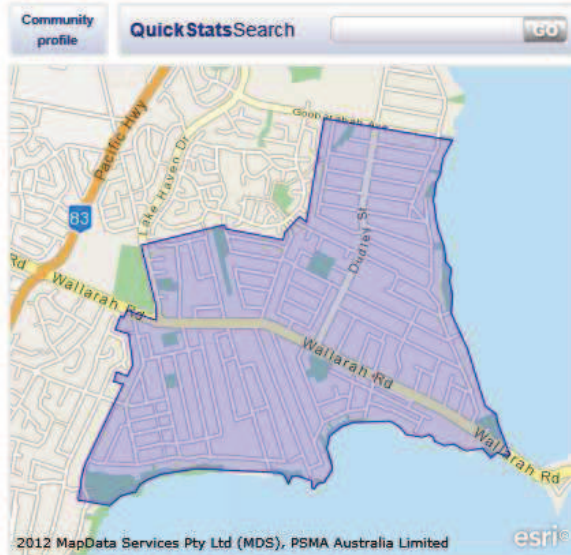
People	7,682
Male	3,708
Female	3,974
Median age	41



Families	2,083
Average children per family	1.8



All private dwellings	3,665
Average people per household	2.3
Median weekly household income	\$771
Median monthly mortgage repayments	\$1,517
Median weekly rent	\$250
Average motor vehicles per dwelling	1.4



2011 Census QuickStats

All people - usual residents



Australia | New South Wales | State Suburbs

Kanwal

Code SSC11208 (SSC)



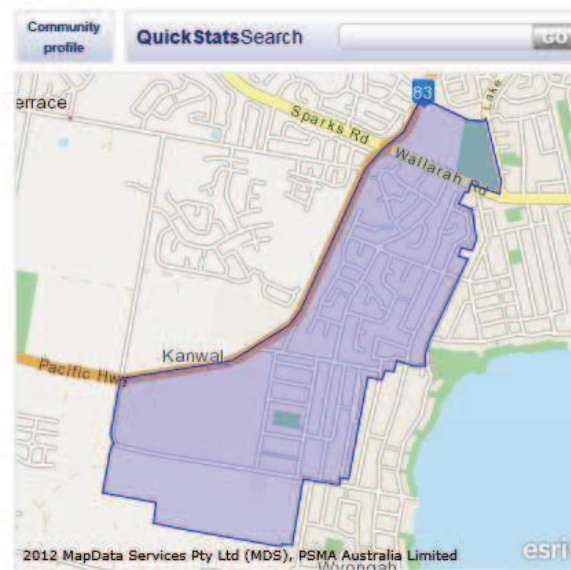
People	3,873
Male	1,811
Female	2,062
Median age	42



Families	962
Average children per family	2



All private dwellings	1,461
Average people per household	2.6
Median weekly household income	\$864
Median monthly mortgage repayments	\$1,681
Median weekly rent	\$240
Average motor vehicles per dwelling	1.6



2011 Census QuickStats

All people - usual residents



Australia | New South Wales | State Suburbs

Hamlyn Terrace

Code SSC11069 (SSC)



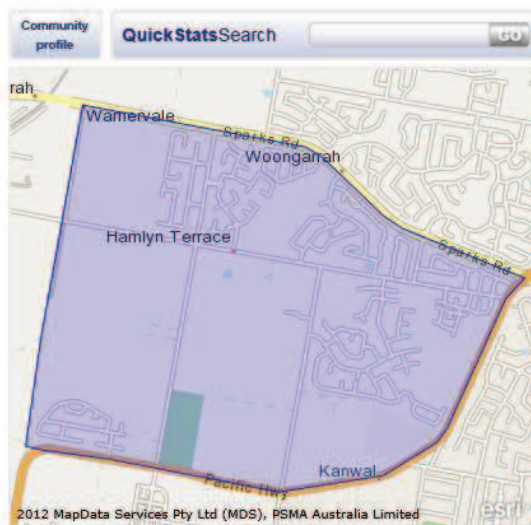
People	5,225
Male	2,484
Female	2,741
Median age	36



Families	1,407
Average children per family	2



All private dwellings	1,741
Average people per household	3
Median weekly household income	\$1,331
Median monthly mortgage repayments	\$2,071
Median weekly rent	\$390
Average motor vehicles per dwelling	1.9



2011 Census QuickStats

All people - usual residents



Australia | New South Wales | State Suburbs

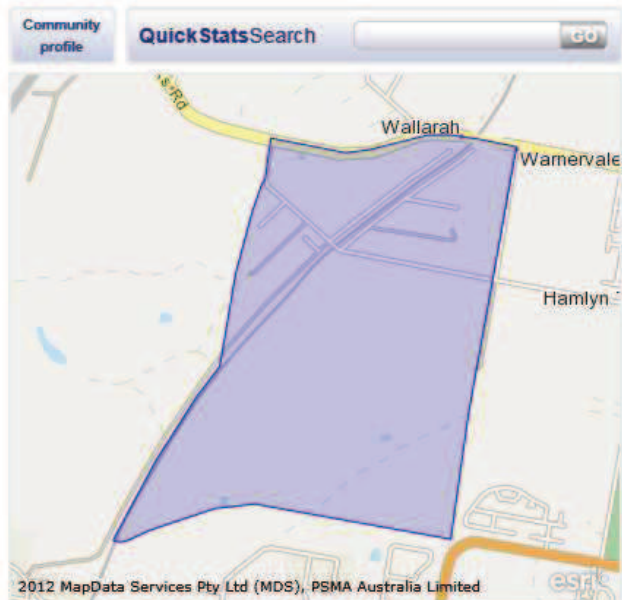
Warnervale

Code SSC12419 (SSC)

People	571
Male	289
Female	282
Median age	38

Families	154
Average children per family	2.1

All private dwellings	198
Average people per household	3
Median weekly household income	\$1,343
Median monthly mortgage repayments	\$2,167
Median weekly rent	\$310
Average motor vehicles per dwelling	2.4



2011 Census QuickStats

All people - usual residents



Australia | New South Wales | State Suburbs

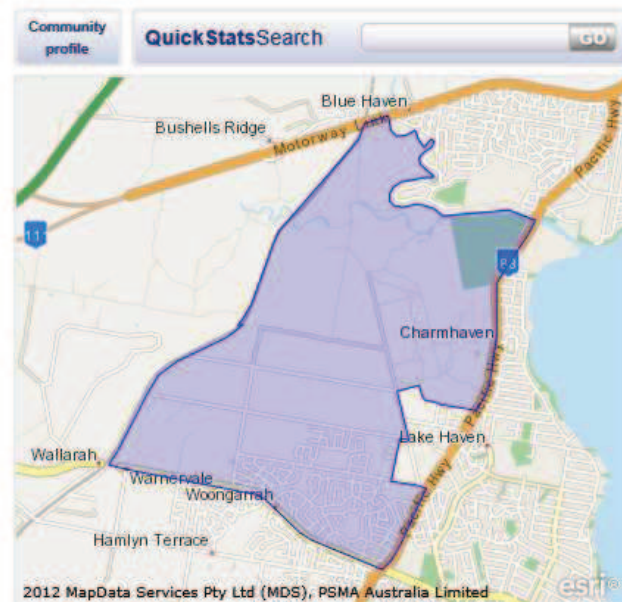
Woongarrah

Code SSC12570 (SSC)

People	4,507
Male	2,174
Female	2,333
Median age	34

Families	1,195
Average children per family	2.1

All private dwellings	1,400
Average people per household	3.3
Median weekly household income	\$1,584
Median monthly mortgage repayments	\$2,300
Median weekly rent	\$380
Average motor vehicles per dwelling	2



2011 Census QuickStats

All people - usual residents



Australia | New South Wales | State Suburbs

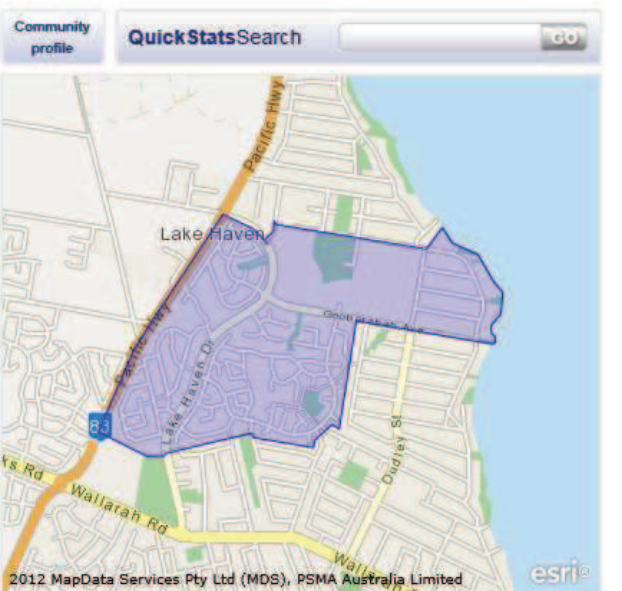
Lake Haven

Code SSC11314 (SSC)

People	3,369
Male	1,535
Female	1,834
Median age	47

Families	907
Average children per family	1.8

All private dwellings	1,572
Average people per household	2.2
Median weekly household income	\$698
Median monthly mortgage repayments	\$1,595
Median weekly rent	\$220
Average motor vehicles per dwelling	1.4



2011 Census QuickStats

All people - usual residents

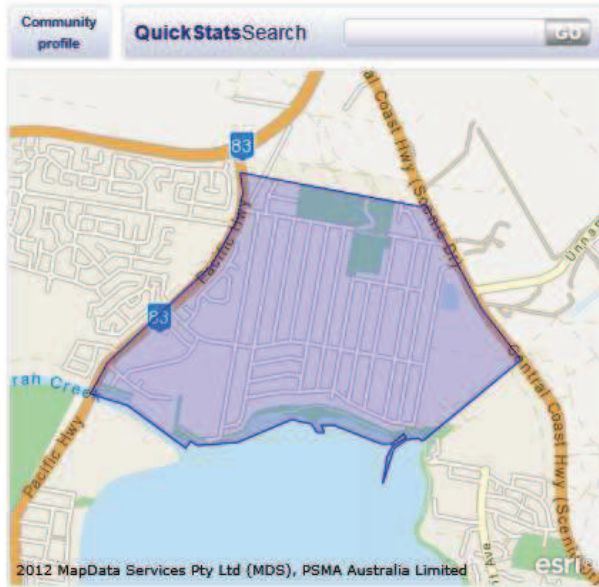


Australia | New South Wales | State Suburbs

San Remo (NSW)

Code SSC12035 (SSC)

	People	4,304
	Male	2,087
	Female	2,217
	Median age	33
<hr/>		
	Families	1,143
	Average children per family	2
<hr/>		
	All private dwellings	1,644
	Average people per household	2.8
	Median weekly household income	\$960
	Median monthly mortgage repayments	\$1,560
	Median weekly rent	\$260
	Average motor vehicles per dwelling	1.7



2011 Census QuickStats

All people - usual residents

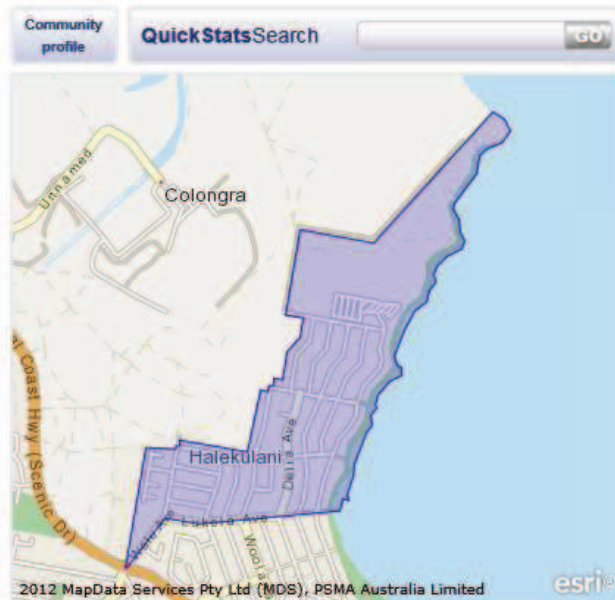


Australia | New South Wales | State Suburbs

Halekulani

Code SSC11060 (SSC)

	People	2,427
	Male	1,229
	Female	1,198
	Median age	45
<hr/>		
	Families	678
	Average children per family	1.8
<hr/>		
	All private dwellings	1,153
	Average people per household	2.3
	Median weekly household income	\$730
	Median monthly mortgage repayments	\$1,717
	Median weekly rent	\$248
	Average motor vehicles per dwelling	1.5



2011 Census QuickStats

All people - usual residents



Australia | New South Wales | State Suburbs

Buff Point

Code SSC10370 (SSC)

	People	3,285
	Male	1,565
	Female	1,720
	Median age	43
<hr/>		
	Families	943
	Average children per family	1.8
<hr/>		
	All private dwellings	1,458
	Average people per household	2.4
	Median weekly household income	\$838
	Median monthly mortgage repayments	\$1,733
	Median weekly rent	\$250
	Average motor vehicles per dwelling	1.6



2011 Census QuickStats

All people - usual residents



Australia | New South Wales | State Suburbs

Wyongah

Code SSC12589 (SSC)



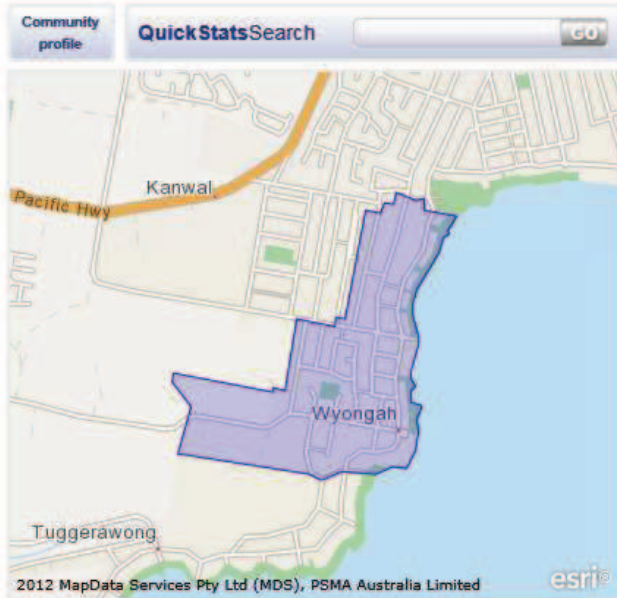
People	1,951
Male	972
Female	979
Median age	36



Families	536
Average children per family	1.9



All private dwellings	753
Average people per household	2.8
Median weekly household income	\$1,153
Median monthly mortgage repayments	\$1,668
Median weekly rent	\$250
Average motor vehicles per dwelling	1.8



2011 Census QuickStats

All people - usual residents



Australia | New South Wales | State Suburbs

Tuggerawong

Code SSC12315 (SSC)



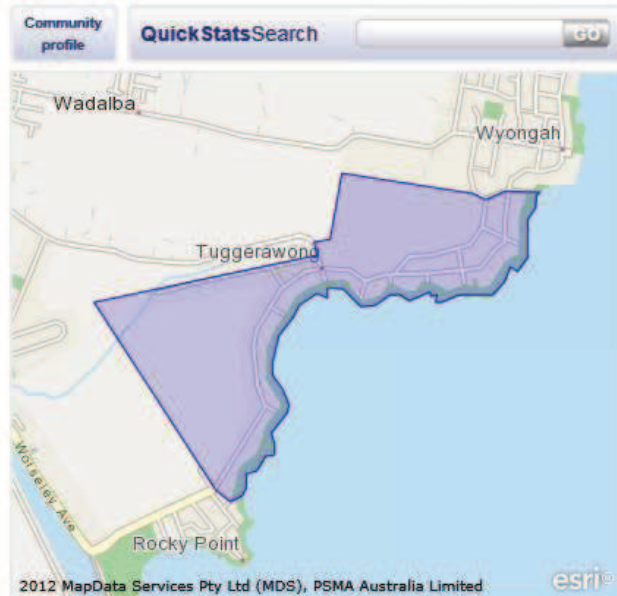
People	1,204
Male	582
Female	622
Median age	42



Families	307
Average children per family	1.9



All private dwellings	519
Average people per household	2.5
Median weekly household income	\$962
Median monthly mortgage repayments	\$1,733
Median weekly rent	\$220
Average motor vehicles per dwelling	1.7



2011 Census QuickStats

All people - usual residents



Australia | New South Wales | State Suburbs

Wadalba

Code SSC12377 (SSC)



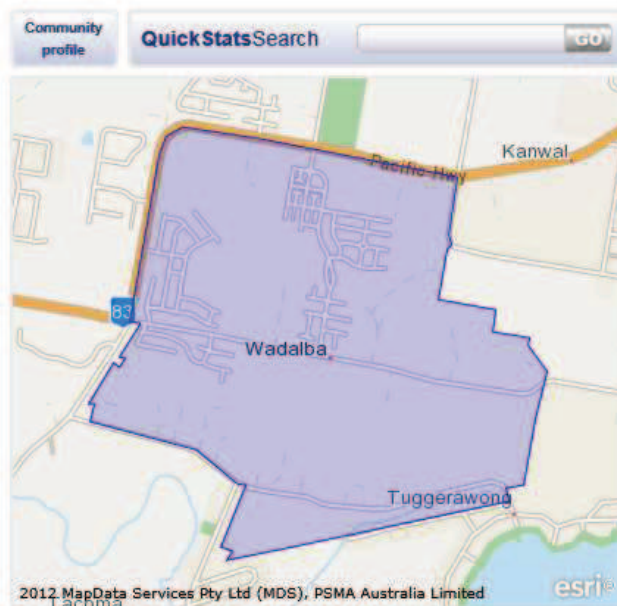
People	1,776
Male	912
Female	864
Median age	32



Families	453
Average children per family	2.1



All private dwellings	667
Average people per household	2.7
Median weekly household income	\$1,252
Median monthly mortgage repayments	\$2,015
Median weekly rent	\$265
Average motor vehicles per dwelling	1.7



2011 Census QuickStats

All people - usual residents

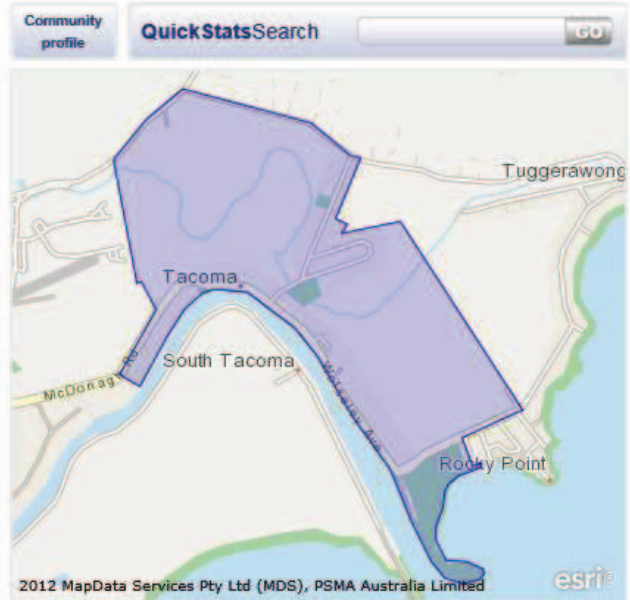


Australia | New South Wales | State Suburbs

Tacoma

Code SSC12198 (SSC)

	People	751
	Male	371
	Female	380
	Median age	37
	Families	211
	Average children per family	1.9
	All private dwellings	260
	Average people per household	3.1
	Median weekly household income	\$1,375
	Median monthly mortgage repayments	\$1,950
	Median weekly rent	\$250
	Average motor vehicles per dwelling	2.2



2011 Census QuickStats

All people - usual residents

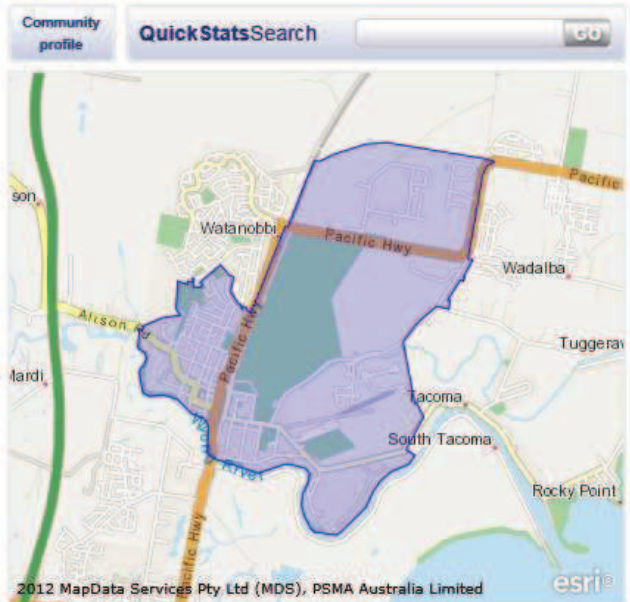


Australia | New South Wales | State Suburbs

Wyong

Code SSC12587 (SSC)

	People	3,632
	Male	1,797
	Female	1,835
	Median age	45
	Families	949
	Average children per family	1.8
	All private dwellings	1,762
	Average people per household	2.2
	Median weekly household income	\$711
	Median monthly mortgage repayments	\$1,649
	Median weekly rent	\$220
	Average motor vehicles per dwelling	1.3



2011 Census QuickStats

All people - usual residents

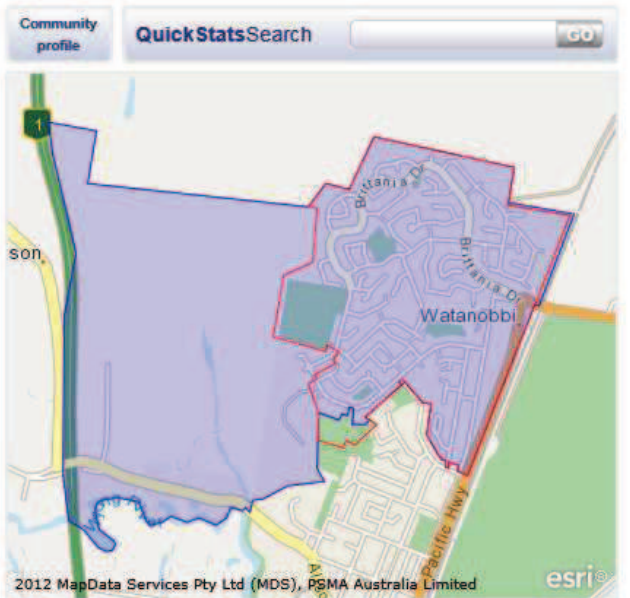


Australia | New South Wales | State Suburbs

Watanobbi

Code SSC12432 (SSC)

	People	3,774
	Male	1,830
	Female	1,944
	Median age	34
	Families	1,012
	Average children per family	2
	All private dwellings	1,405
	Average people per household	2.7
	Median weekly household income	\$973
	Median monthly mortgage repayments	\$1,677
	Median weekly rent	\$250
	Average motor vehicles per dwelling	1.7



The area you searched for is shown as a red outline. Data is provided for the blue shaded area. For more information click [here](#).

2011 Census QuickStats

All people - usual residents



Australia | New South Wales | State Suburbs

Mardi

Code SSC11468 (SSC)



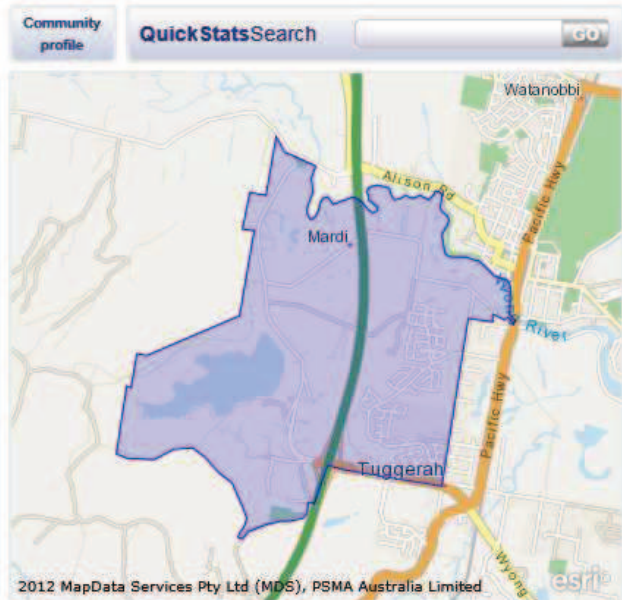
People	3,439
Male	1,686
Female	1,753
Median age	35



Families	930
Average children per family	1.9



All private dwellings	1,218
Average people per household	2.9
Median weekly household income	\$1,330
Median monthly mortgage repayments	\$1,997
Median weekly rent	\$320
Average motor vehicles per dwelling	1.8



2011 Census QuickStats

All people - usual residents



Australia | New South Wales | State Suburbs

Tuggerah

Code SSC12314 (SSC)



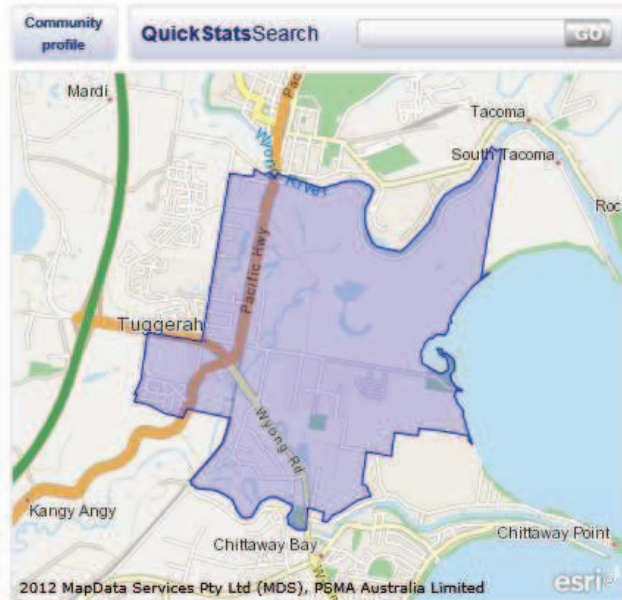
People	1,017
Male	489
Female	528
Median age	32



Families	270
Average children per family	1.9



All private dwellings	398
Average people per household	2.7
Median weekly household income	\$1,064
Median monthly mortgage repayments	\$1,580
Median weekly rent	\$290
Average motor vehicles per dwelling	1.5



2011 Census QuickStats

All people - usual residents



Australia | New South Wales | State Suburbs

Chittaway Bay

Code SSC10527 (SSC)



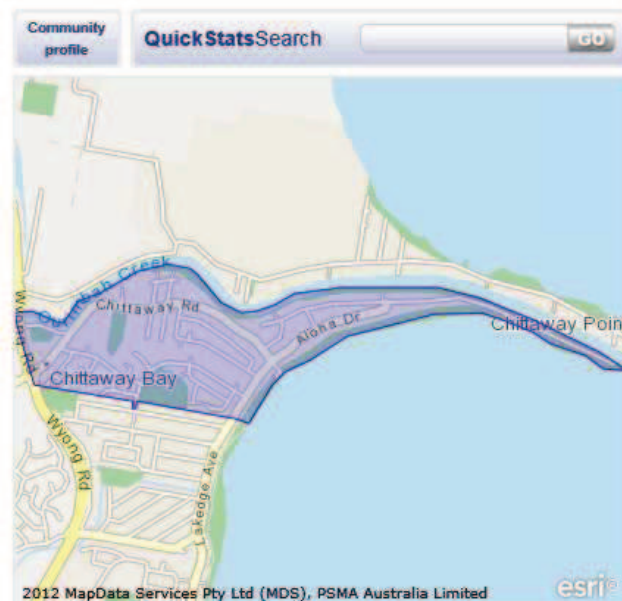
People	1,901
Male	940
Female	961
Median age	39



Families	543
Average children per family	1.8



All private dwellings	765
Average people per household	2.7
Median weekly household income	\$1,104
Median monthly mortgage repayments	\$1,733
Median weekly rent	\$255
Average motor vehicles per dwelling	1.8



2011 Census QuickStats

All people - usual residents



Australia | New South Wales | State Suburbs

Chittaway Point

Code SSC10528 (SSC)



People	896
Male	448
Female	448
Median age	41



Families	252
Average children per family	1.9



All private dwellings	366
Average people per household	2.7
Median weekly household income	\$1,187
Median monthly mortgage repayments	\$2,000
Median weekly rent	\$320
Average motor vehicles per dwelling	2



2011 Census QuickStats

All people - usual residents



Australia | New South Wales | State Suburbs

Ourimbah

Code SSC11821 (SSC)



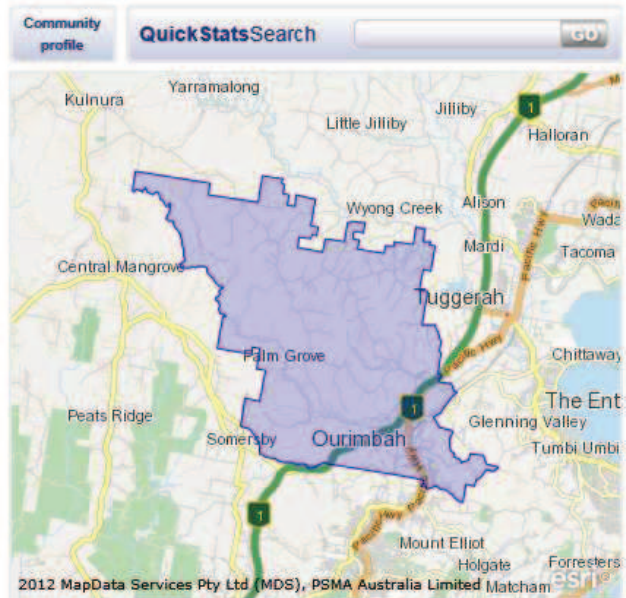
People	4,162
Male	2,057
Female	2,105
Median age	35



Families	1,135
Average children per family	1.9



All private dwellings	1,543
Average people per household	2.8
Median weekly household income	\$1,341
Median monthly mortgage repayments	\$1,950
Median weekly rent	\$265
Average motor vehicles per dwelling	2



2011 Census QuickStats

All people - usual residents



Australia | New South Wales | State Suburbs

Glenning Valley

Code SSC10969 (SSC)



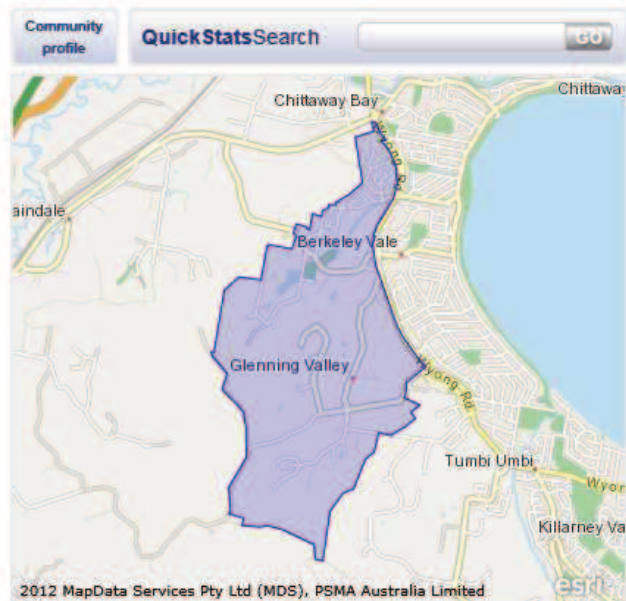
People	2,050
Male	985
Female	1,065
Median age	36



Families	588
Average children per family	1.9



All private dwellings	733
Average people per household	2.9
Median weekly household income	\$1,503
Median monthly mortgage repayments	\$1,950
Median weekly rent	\$320
Average motor vehicles per dwelling	2.1



2011 Census QuickStats

All people - usual residents

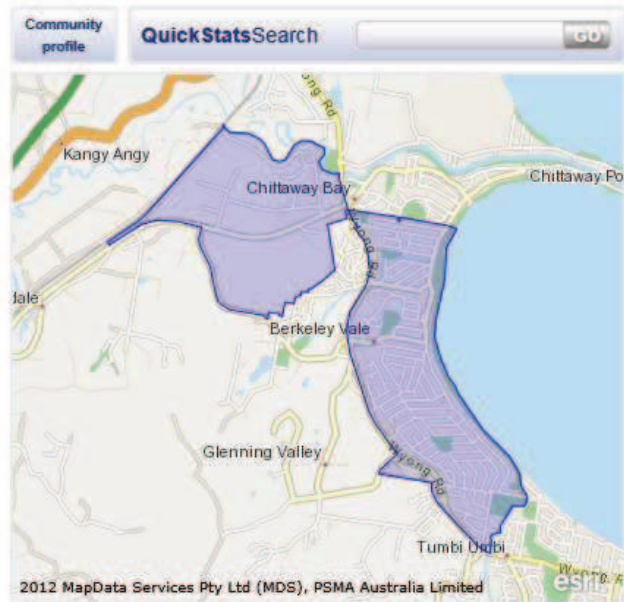


Australia | New South Wales | State Suburbs

Berkeley Vale

Code SSC10185 (SSC)

	People	8,486
	Male	4,051
	Female	4,435
	Median age	36
	Families	2,302
	Average children per family	1.9
	All private dwellings	3,226
	Average people per household	2.7
	Median weekly household income	\$1,135
	Median monthly mortgage repayments	\$1,800
	Median weekly rent	\$300
	Average motor vehicles per dwelling	1.8



2011 Census QuickStats

All people - usual residents

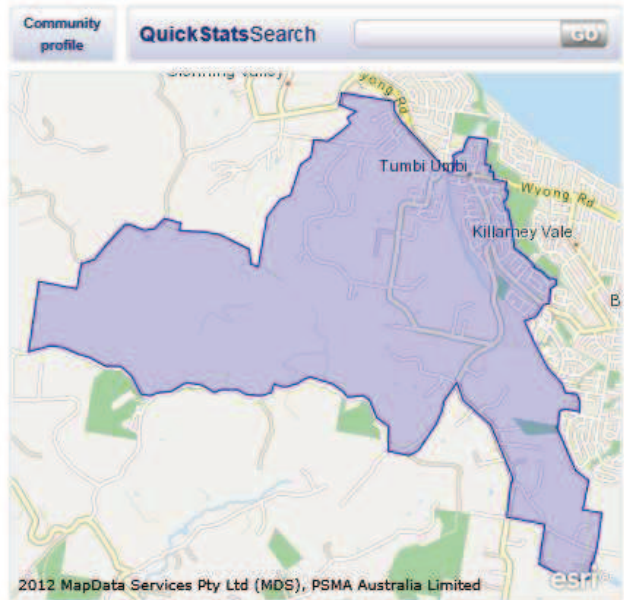


Australia | New South Wales | State Suburbs

Tumbi Umbi

Code SSC12321 (SSC)

	People	4,977
	Male	2,426
	Female	2,551
	Median age	41
	Families	1,399
	Average children per family	2
	All private dwellings	1,914
	Average people per household	2.7
	Median weekly household income	\$1,151
	Median monthly mortgage repayments	\$1,900
	Median weekly rent	\$270
	Average motor vehicles per dwelling	1.9



2011 Census QuickStats

All people - usual residents



Australia | New South Wales | State Suburbs

Killarney Vale

Code SSC11246 (SSC)

	People	6,952
	Male	3,293
	Female	3,659
	Median age	38
	Families	1,918
	Average children per family	1.8
	All private dwellings	2,846
	Average people per household	2.6
	Median weekly household income	\$948
	Median monthly mortgage repayments	\$1,733
	Median weekly rent	\$270
	Average motor vehicles per dwelling	1.6

